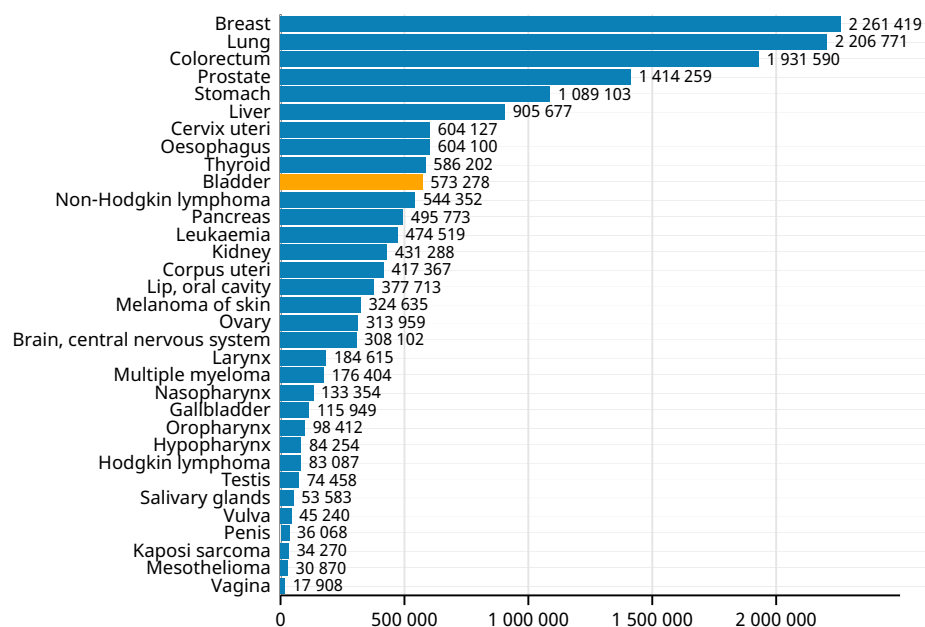


# Bladder

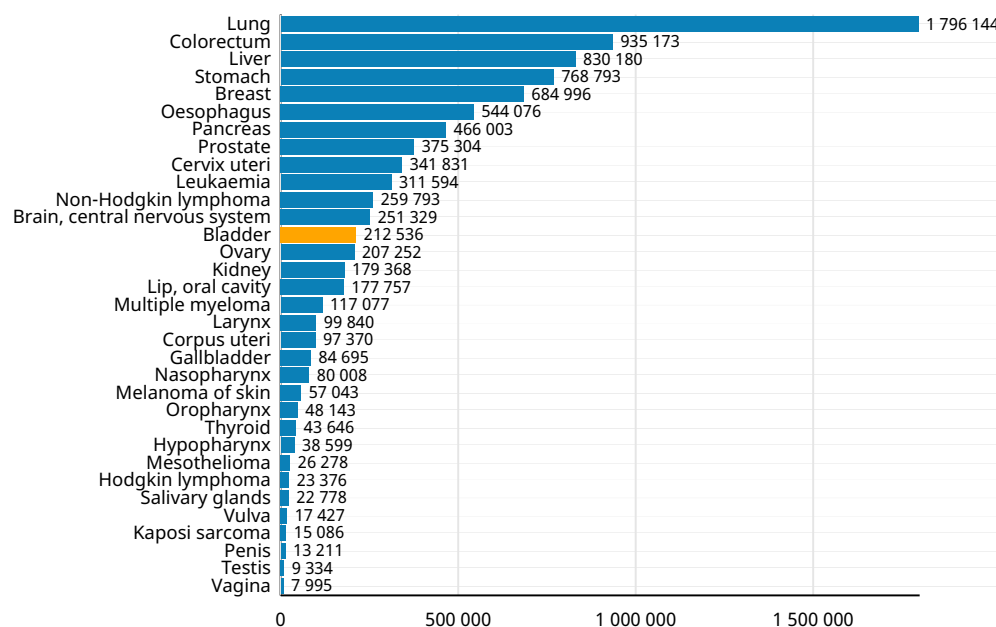
Source: Globocan 2020



Number of new cases in 2020, both sexes, all ages



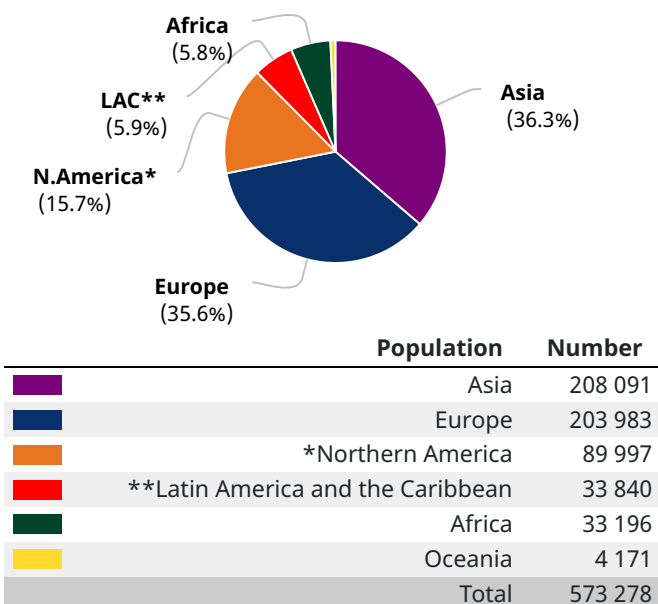
Number of deaths in 2020, both sexes, all ages



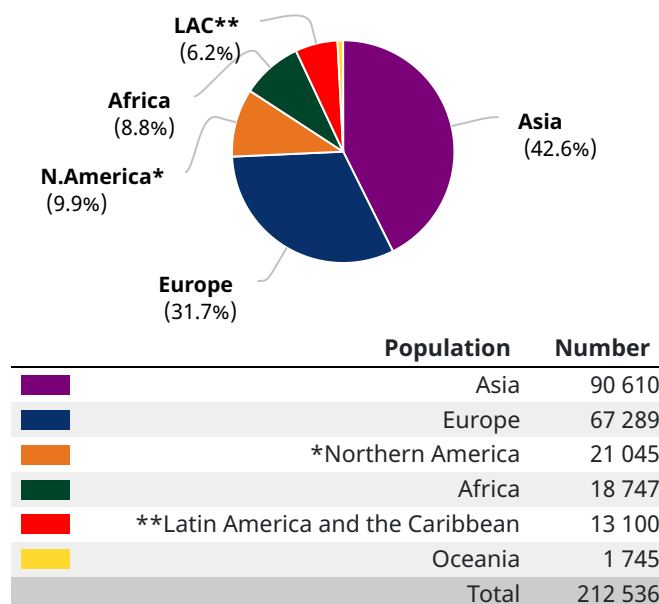
Cancer incidence and mortality statistics worldwide and by region

	Incidence						Mortality					
	Both sexes		Males		Females		Both sexes		Males		Females	
	New cases	Cum. risk 0-74 (%)	New cases	Cum. risk 0-74 (%)	New cases	Cum. risk 0-74 (%)	Deaths	Cum. risk 0-74 (%)	Deaths	Cum. risk 0-74 (%)	Deaths	Cum. risk 0-74 (%)
Eastern Africa	6 894	0.35	4 020	0.45	2 874	0.26	3 926	0.19	2 298	0.25	1 628	0.15
Middle Africa	1 366	0.19	841	0.25	525	0.13	784	0.10	483	0.14	301	0.07
Northern Africa	18 589	1.08	15 131	1.83	3 458	0.37	10 787	0.53	8 769	0.91	2 018	0.18
Southern Africa	2 208	0.47	1 605	0.82	603	0.21	853	0.17	566	0.28	287	0.09
Western Africa	4 139	0.24	2 399	0.30	1 740	0.19	2 397	0.15	1 386	0.18	1 011	0.11
Caribbean	2 562	0.44	1 830	0.70	732	0.22	1 302	0.18	917	0.28	385	0.09
Central America	4 119	0.26	2 963	0.42	1 156	0.13	1 690	0.08	1 207	0.13	483	0.04
South America	27 159	0.53	19 618	0.85	7 541	0.26	10 108	0.16	7 067	0.25	3 041	0.08
Northern America	89 997	1.26	69 080	2.03	20 917	0.55	21 045	0.19	15 129	0.30	5 916	0.10
Eastern Asia	132 316	0.49	102 408	0.80	29 908	0.20	54 206	0.15	39 717	0.23	14 489	0.06
South-Eastern Asia	18 911	0.30	14 620	0.51	4 291	0.12	10 327	0.14	7 857	0.23	2 470	0.05
South-Central Asia	35 949	0.23	29 000	0.39	6 949	0.08	18 243	0.11	14 838	0.19	3 405	0.04
Western Asia	20 915	1.05	17 498	1.85	3 417	0.31	7 834	0.34	6 472	0.61	1 362	0.10
Central and Eastern Europe	51 027	1.08	38 764	2.04	12 263	0.40	18 929	0.32	14 797	0.66	4 132	0.09
Western Europe	68 143	1.53	51 854	2.47	16 289	0.67	20 866	0.29	15 341	0.46	5 525	0.13
Southern Europe	61 480	1.86	48 889	3.15	12 591	0.67	17 931	0.33	14 000	0.56	3 931	0.11
Northern Europe	23 333	1.02	17 151	1.58	6 182	0.49	9 563	0.25	6 678	0.37	2 885	0.14
Australia and New Zealand	3 923	0.59	2 995	0.94	928	0.26	1 615	0.14	1 160	0.19	455	0.08
Melanesia	201	0.35	163	0.60	38	0.12	104	0.18	85	0.32	19	0.07
Polynesia	33	0.63	24	0.91	9	0.35	19	0.35	12	0.42	7	0.28
Micronesia	14	0.21	11	0.43	3	0	7	0.16	6	0.33	1	0
Low HDI	13 025	0.30	8 076	0.40	4 949	0.20	7 693	0.17	4 812	0.24	2 881	0.12
Medium HDI	38 712	0.22	30 178	0.37	8 534	0.09	20 719	0.11	16 414	0.19	4 305	0.04
High HDI	164 626	0.48	126 996	0.78	37 630	0.20	75 297	0.17	57 133	0.29	18 164	0.07
Very high HDI	356 601	1.20	275 369	2.02	81 232	0.48	108 713	0.24	80 336	0.41	28 377	0.10
World	573 278	0.64	440 864	1.05	132 414	0.26	212 536	0.18	158 785	0.30	53 751	0.08

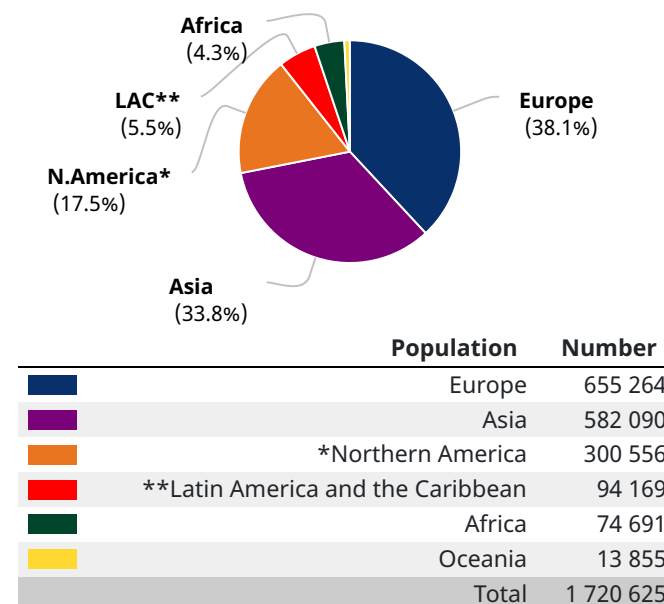
Incidence, both sexes



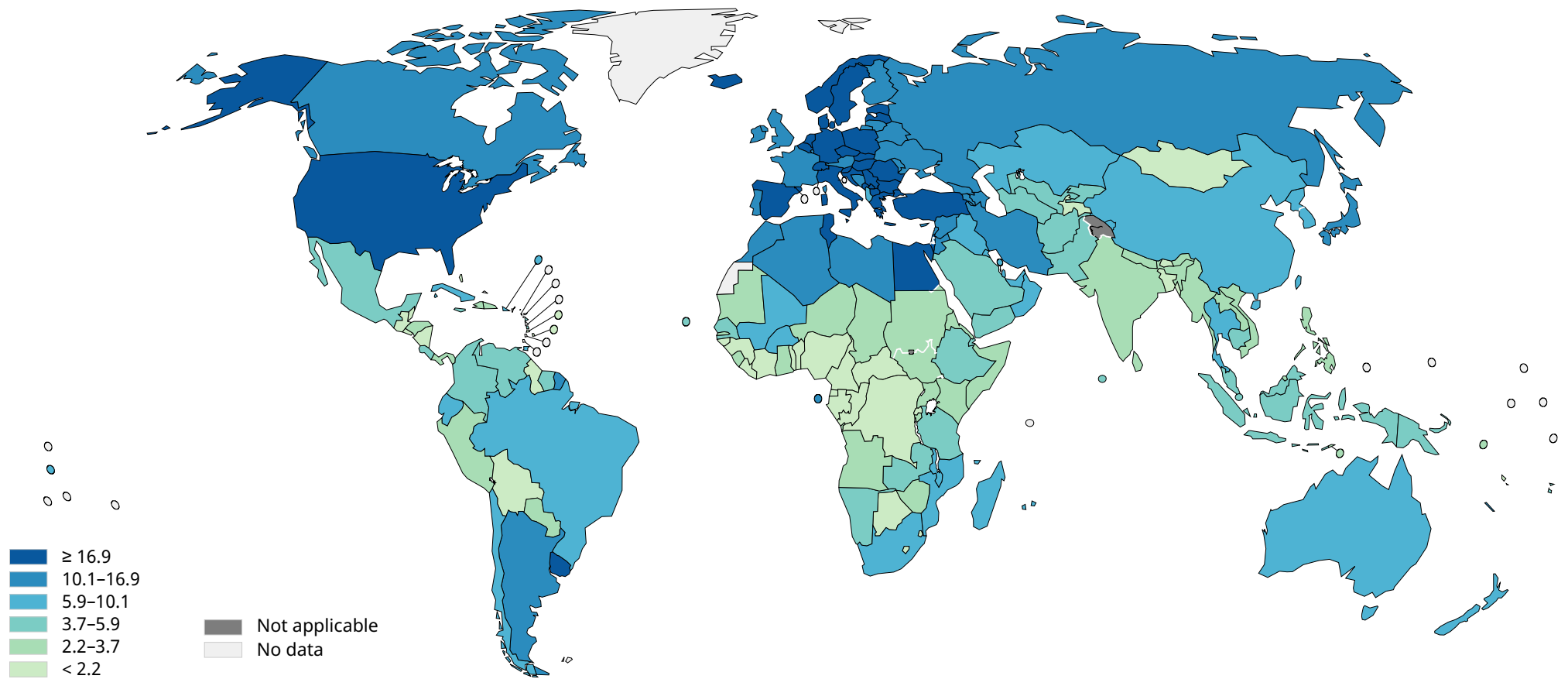
Mortality, both sexes



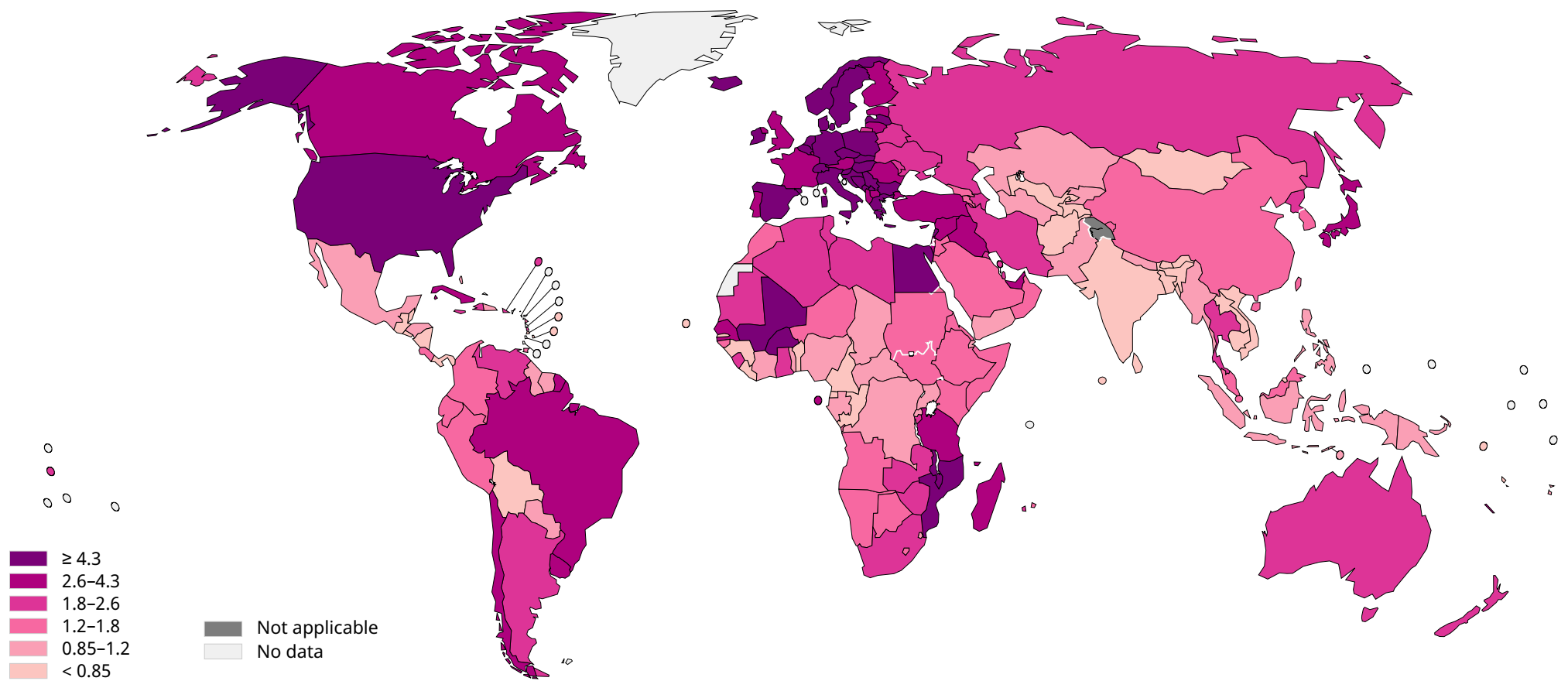
5-year prevalence, both sexes



Age standardized (World) incidence rates, bladder, males, all ages



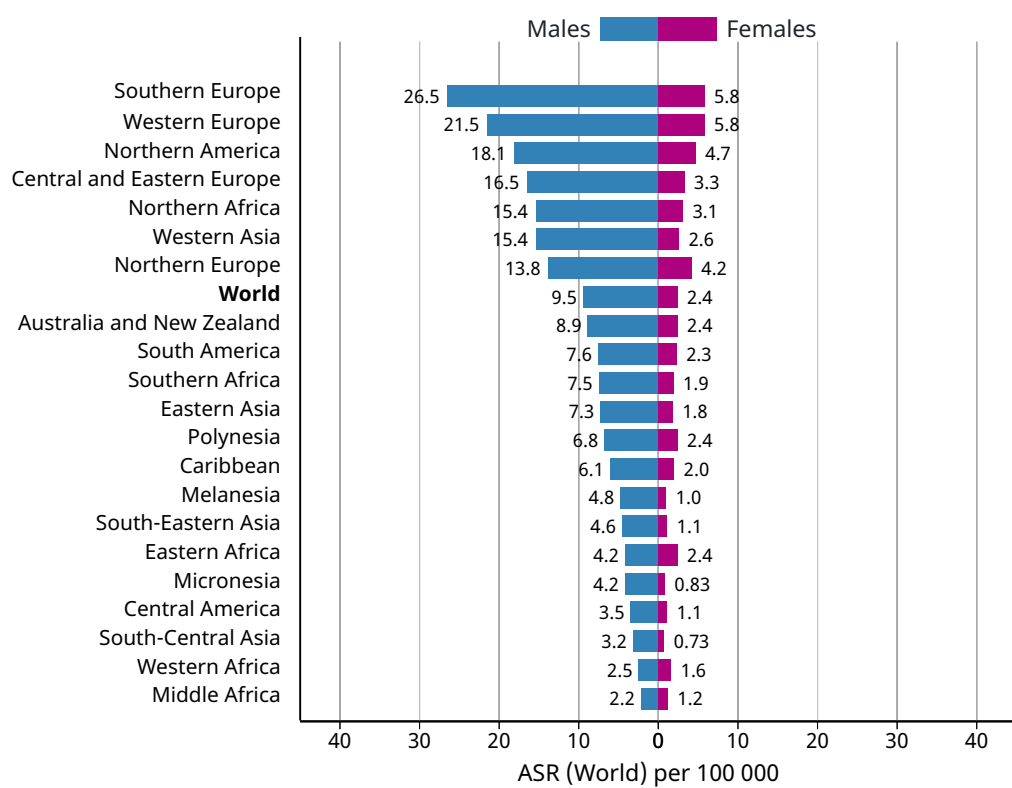
Age standardized (World) incidence rates, bladder, females, all ages



Data source: GLOBOCAN 2020  
Graph production: IARC (<https://gco.iarc.fr/today>)  
World Health Organization

World Health Organization  
© International Agency for Research on Cancer 2020

Age standardized (World) incidence rates, bladder, by sex



Age standardized (World) incidence and mortality rates, bladder

